

IV PADS

"HELP FOR TODAY"


August 15th 2019 – July 31, 2020


The homeless population is on the rise in the Illinois Valley. Clients stayed in a  a total of **14,035** times so far this season.

It takes a lot of food to  serve **349** clients, of which **84** are children. IV PADS staff and volunteers served **34,136**  meals in 10 months.

What do clients do at the shelter besides eat and sleep? They take classes, obtain life skills, and receive case management.



Your donations matter!

 Management, Job Seekers,  101, and Reflections Classes were attended **388** times.


 Transportation of clients to medical or legal appointments happened **470** times.

Staff worked on life skills to help clients achieve self-sufficiency a total of **9347** times. That's a lot of life skills!

SUCCESS: **60** new jobs were obtained!


2,121 clothing    items were provided to clients. This includes outerwear, interview attire, shoes, and clothing for clients to use as they start new jobs.

1,667 household items, such as furniture,  small appliances, towels, and other home essentials were provided to shelter guests as they obtained new homes.




104 new  homes were found.

A majority of these donations are directly from donors who support our **LILY PADS RESALE BOUTIQUES** in Peru and Ottawa.

Other Practical Ways We Help

- ❖ **305** HOUSING REFERRALS
- ❖ **30** MENTAL HEALTH REFERRALS
- ❖ **20** Substance Abuse Referrals
- ❖ **102** HEALTH & DENTAL REFERRALS 

We work very closely with many other local organizations by making referrals.

- ❖ **83**  Filled
- ❖ **4** 
- ❖ **15** Government  Issued
- ❖ **30** Birth Certificates
- ❖ **16** Social Security Cards

These numbers quantify some of the help we provide to the homeless. What we can't explain through numbers:

www.ivpads.com

"HOPE FOR TOMORROW"